

Overview - Public Entities Quarterly Reporting

Approved receipts

119,5

96,4%

Approved spending

130,2

105,0%

Surplus/(deficit)

-10,7

- ☐ R billion
- ☒ R million
- ☐ R thousand

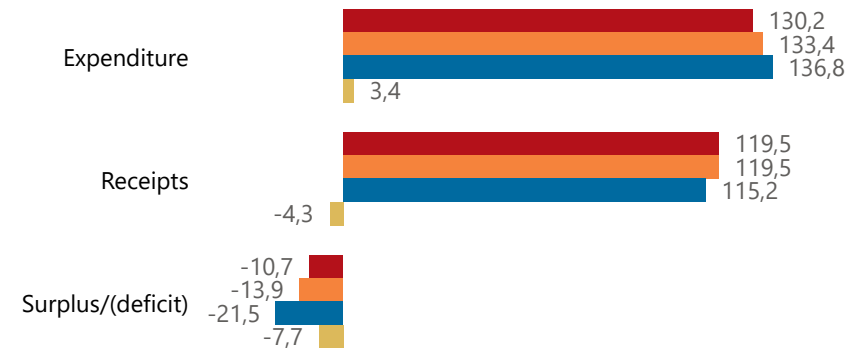


national treasury

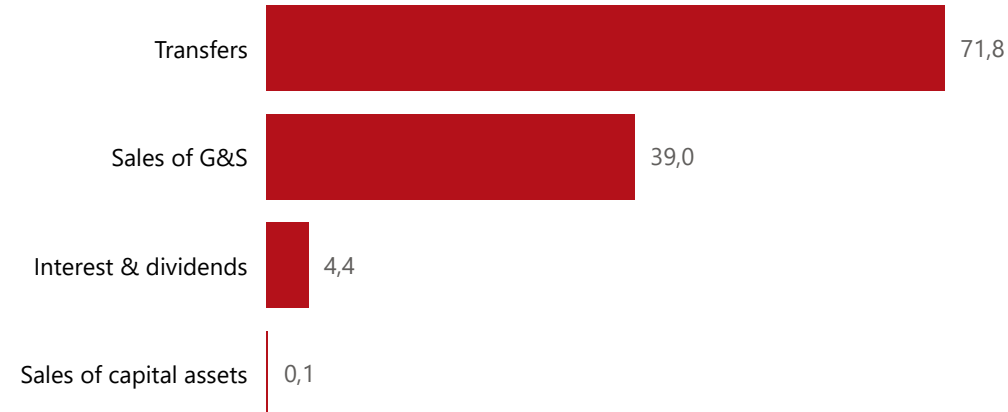
Department:
National Treasury
REPUBLIC OF SOUTH AFRICA

Consolidation

● Approved ● Forecast ● YTD ● Variance



Composition of receipts



Quarter

4

Cluster

All

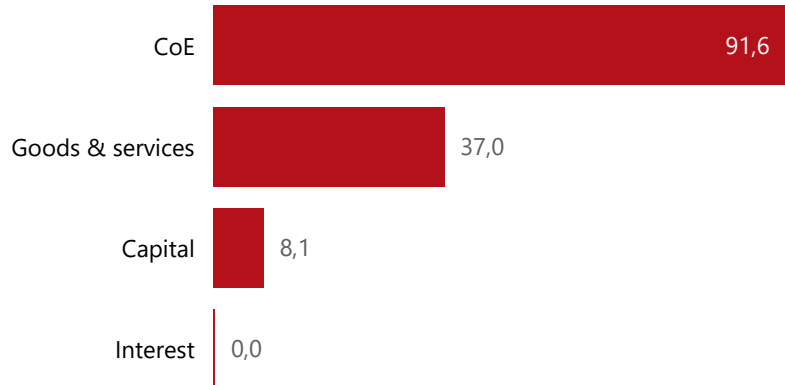
Department

Mineral and Petroleum Resources

Entity

South African Diamond and Precious...

Composition of spending



Functional grouping



Spending by PFMA schedule



Public Entities Receipts

Approved sales of G&S

53,5

72,8%

Approved transfers

59,9

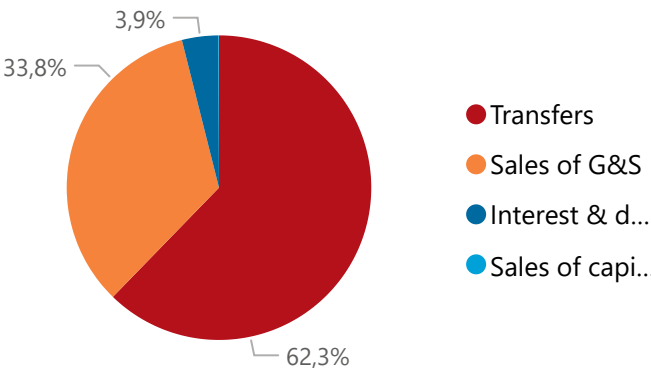
119,8%

Actual vs Forecast

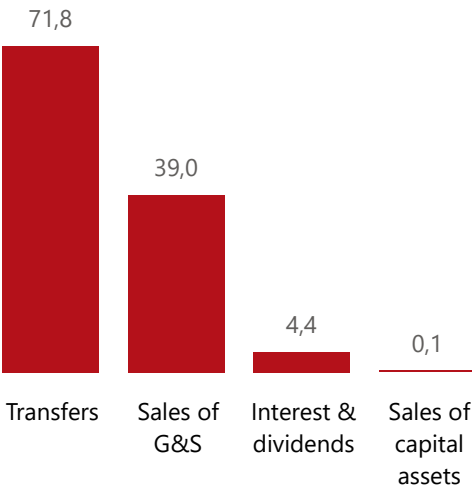
● Approved ● Forecast ● YTD ● Variance



Composition of receipts



Top 5 Receipts



Quarter

4

Cluster

All

Department

Mineral and Petroleum Resources

Entity

South African Diamond and Precious...

Top 5 Transfers



Departme...
transfers

Receipts

Level 3	Approved	YTD	% YTD
⊕ Transfers	59,9	71,8	62,3%
⊕ Sales of G&S	53,5	39,0	33,8%
⊕ Interest & dividends	6,0	4,4	3,9%
⊕ Sales of capital assets		0,1	0,1%
Total	119,5	115,2	100,0%

Public Entities Spending

Approved CoE

98,3

93,2%

Approved G&S

26,1

141,8%

Approved transfers

(Blank)

96,4%

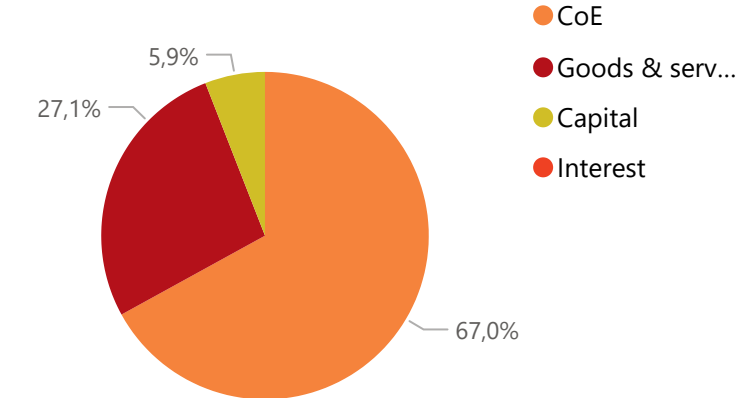
- ☐ R billion
- ☒ R million
- ☐ R thousand

Actual vs Forecast

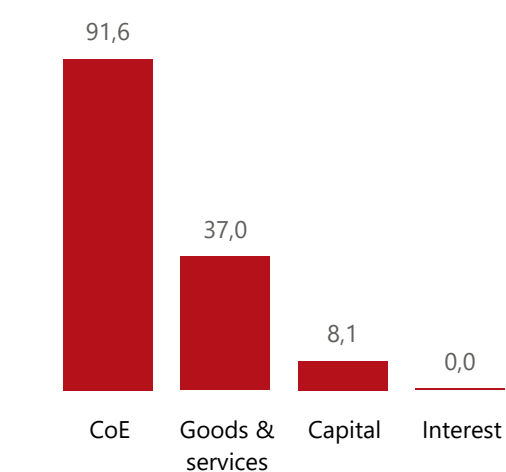
Approved Forecast YTD Variance



Composition of spending

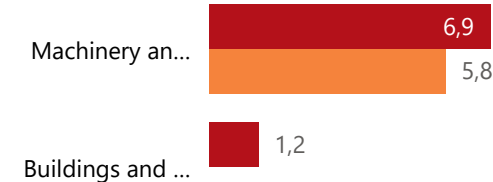


Top 5 Goods & services



Capital assets

YTD Forecast



Spending

Level 3	Approved	YTD	% YTD
CoE	98,3	91,6	67,0%
Goods & services	26,1	37,0	27,1%
Capital	5,8	8,1	5,9%
Interest		0,0	0,0%
Total	130,2	136,8	100,0%

Quarter

4

Cluster

All

Department

Mineral and Petroleum Resources

Entity

South African Diamond and Precious...